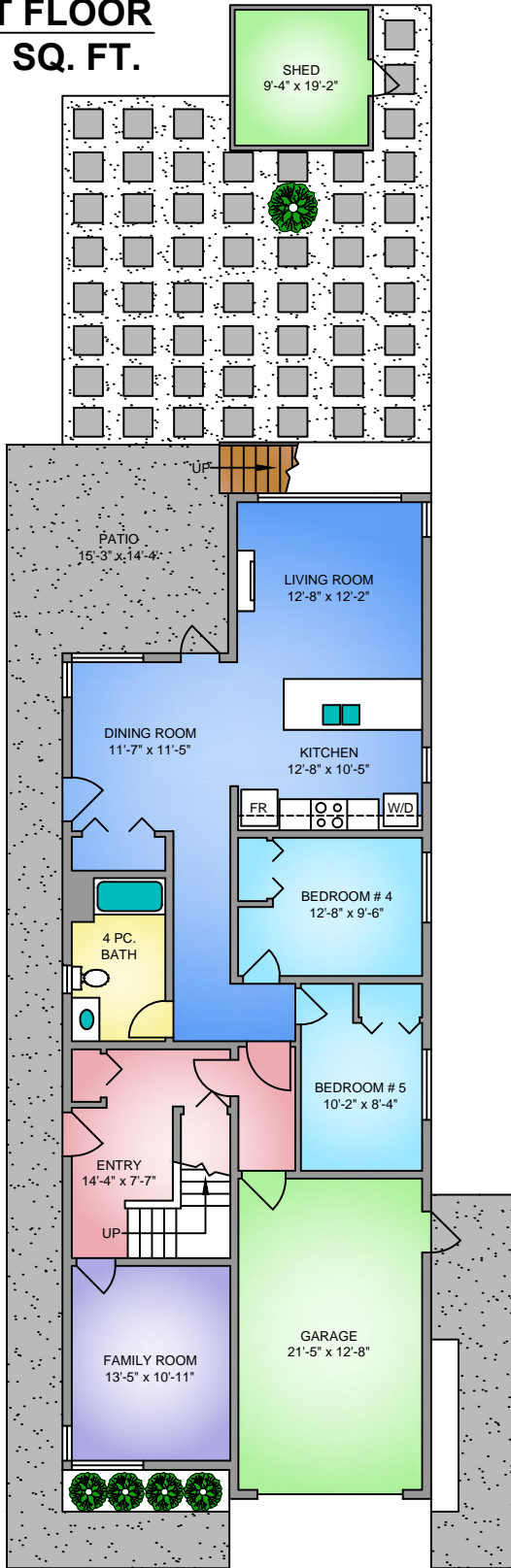
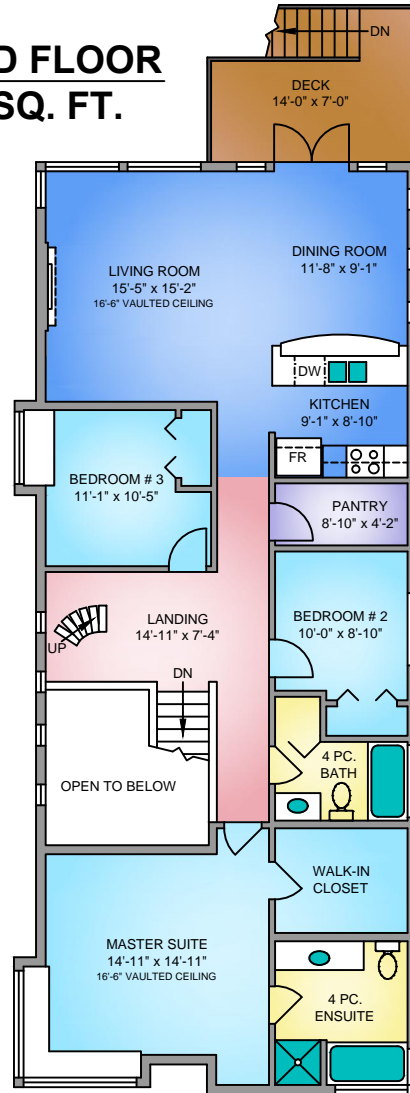



**FIRST FLOOR**  
1302 SQ. FT.



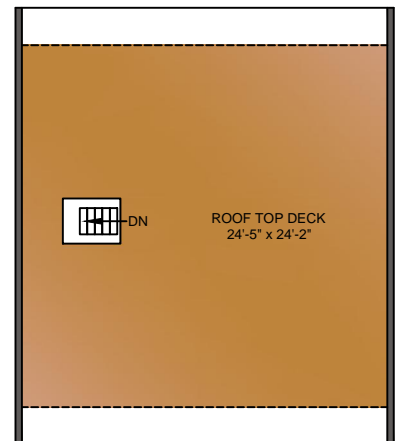
**SECOND FLOOR**  
1500 SQ. FT.



NORTH



0' 5' 10'  
SCALE



1563 WESTALL AVENUE  
OCTOBER 31, 2011

PREPARED FOR THE EXCLUSIVE USE OF DANA REITER  
PLANS MAY NOT BE 100% ACCURATE, IF CRITICAL BUYER TO VERIFY.

FLOOR	AREA (SQ. FT.)		
	FINISHED	GARAGE	DECK / PATIO
FIRST	1302	303	218
SECOND	1500	0	700
TOTAL	2802	303	918



250-884-9753  
matt@propermeasure.com  
www.propermeasure.com